

MATERIAL

Insulator:Nylon 9T, UL94V-0, Black
Contact Pin:Brass

ORDER INFORMATION

5 P S 1 R D A 8 5 - 2 X X X X N N N X U - 0 0

2:Dual Row

No. of Pin Per Row(02~40)

◎G0:Gold Flash	S0:Selective
GA:5u"	SA:5u"
GB:10u"	SB:10u"
GC:20u"	SC:20u"
GD:30u"	SD:30u"
T0:Tin Plated	
TE:Tin 200u"	

N:W/O Peg

N:W/O Bump

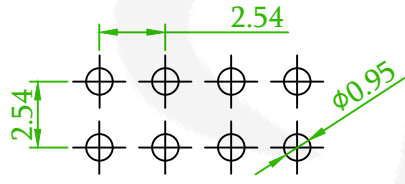
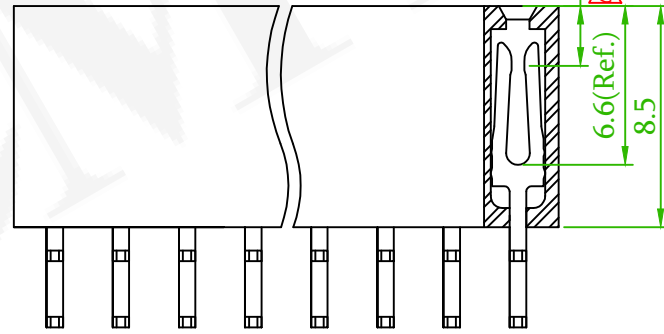
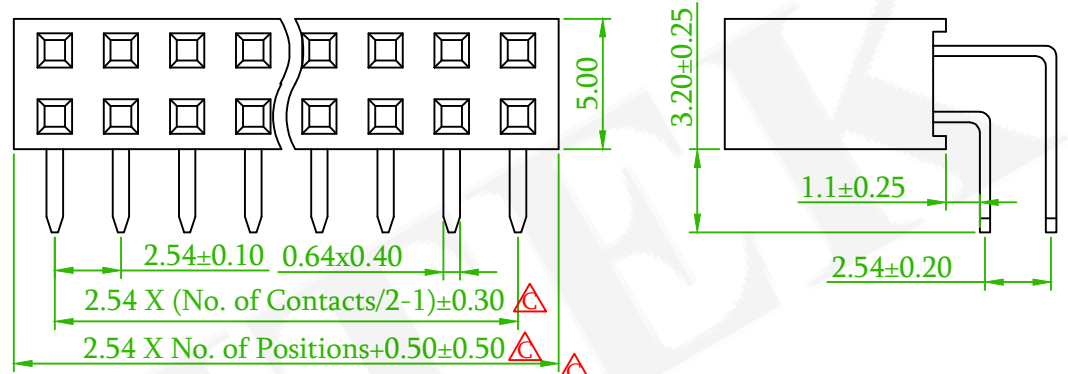
◎T:Tube, W/O Cap
C:Tube, With Cap
H:Tape & Reel, W/O Cap
R:Tape & Reel, With Cap
A:Tray, W/O Cap

RoHS

N:Non Type



AMTEK 耀德
2022.06.27
Released DCC



Recommended PCB Layout
(PCB TOLERANCE ±0.05)

x1	ECN NO.:220102 Revise the drawing	Alice	2022/05/03
x6	ECN NO.:210726 Revise the Drawing	Benson	2021/08/11
x1	Add the Package	Roy	2016/10/06
REV.	DESCRIPTION	REVISED	DATE

耀德精密有限公司
Amtek Technology Co., Ltd.
TEL: 886-2-2260-6878
FAX: 886-2-2260-8030

品名 TITLE	FEMALE HEADER 2.54mm				頁數 Page	1/1
品號 PART NO.	5PS1RDA85-2XXXXNXXU-00			繪圖 DRAWN	Jeff 2015/08/28	
圖號 DRAWING NO.	GN003-BS699	版本 REV.	D	核對 CHECKED	John 2015/08/28	
客戶品號 CUSTOMER P/N		比例 SCALE	None	承認 APPROVED	John 2015/08/28	
公差 TOLERANCE	.X ± 0.38	.XX ± 0.25	.X°±3	單位 UNIT	mm	THIRD ANGLE PROJECTION